



Model SM58 Dynamic Microphone Specification Sheet

MODEL SM58[®] UNIDIRECTIONAL DYNAMIC MICROPHONE



OVERVIEW

The Shure SM58[®] is a unidirectional (cardioid) dynamic vocal microphone designed for professional vocal use in sound reinforcement and studio recording. A highly effective, built-in, spherical filter minimizes wind and breath “pop” noise. A cardioid pickup pattern isolates the main sound source while minimizing unwanted background noise. The SM58 has a tailored vocal re-

sponse for a sound which is a world standard. Rugged construction, a proven shock mount system, and a steel mesh grille ensure that even with rough handling, the SM58 will perform consistently. Outdoors or indoors, singing or speech—the SM58 is the overwhelming choice of professionals worldwide.

FEATURES

- Frequency response tailored for vocals, with brightened midrange and bass rolloff
- Uniform cardioid pickup pattern isolates the main sound source and minimizes background noise
- Pneumatic shock-mount system cuts down handling noise
- Effective, built-in spherical wind and pop filter

- Supplied with break-resistant stand adapter which rotates 180°
- Legendary Shure quality, ruggedness, and reliability

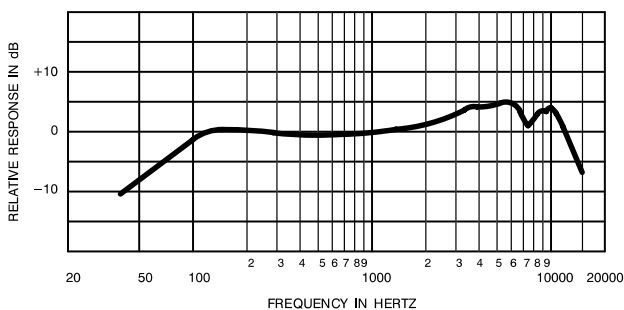
SPECIFICATIONS

Type

Dynamic (moving coil)

Frequency Response

50 to 15,000 Hz



TYPICAL FREQUENCY RESPONSE

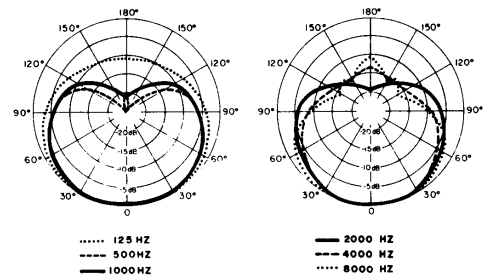
Polar Pattern

Unidirectional (cardioid), rotationally symmetrical about microphone axis, uniform with frequency (see Figure 3)

Models

SM58

SM58S (With On/Off Switch)



TYPICAL POLAR PATTERNS

Sensitivity (at 1,000 Hz Open Circuit Voltage)

-54.5 dBV/Pa (1.85 mV)

1 Pa = 94 dB SPL

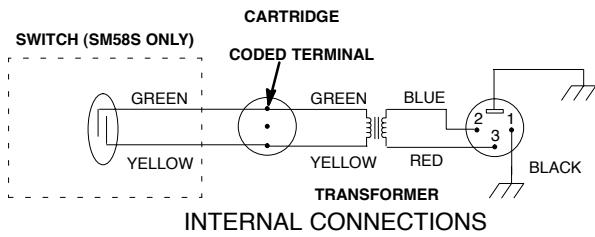
Impedance

Rated impedance is 150 Ω (300 Ω actual) for connection to microphone inputs rated low impedance

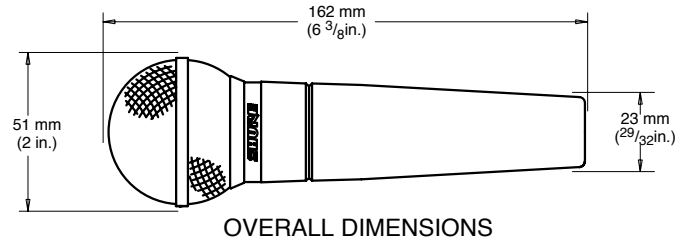
Polarity

Positive pressure on diaphragm produces positive voltage on pin 2 with respect to pin 3

Internal Connections



Overall Dimensions



Connector

Three-pin professional audio connector (male XLR type)

Case

Dark gray, enamel-painted, die cast metal; matte-finished, silver colored, spherical steel mesh grille

Swivel Adapter

Positive-action, break-resistant, adjustable through 180°, with standard 5/8 in.-27 thread

Net Weight

298 grams (10.5 oz)

FURNISHED ACCESSORIES

- Swivel Stand Adapter A25D
- Storage Bag 26A13

REPLACEMENT PARTS

- Cartridge R59
- Screen and Grille Assembly RK143G

OPTIONAL ACCESSORIES

- Windscreen A58WS Series (8 colors available)
- Desk Stand S37A, S39A
- Isolation Mount A55M
- Dual Mount A26M
- Cable (7.6 m [25 ft]) C25E, C25F